




Factory Lane, Roydon, Diss

Guide Price £600,000

 4  2  2



This individually designed house boasts a superb location offering versatile living with 1700 sq ft of space on a generous 0.30 acre plot.

Key Features

- Plot size 0.30 acre
- Detached garage
- Individual build & position
- Council Tax Band E
- Gas heating
- Accommodation expands to 1,700 sq ft
- En-suite facilities
- Freehold
- EPC Rating C
- Mains drainage

